



Wakefield Park Raceway

Round 3 : April 16 - 18



ASBK.COM.AU f t i y

DUNLOP SUPERSPORT 300 CHAMPIONSHIP

Practice 2

Date: 16/04/21
 Event: P10
 Weather: Mostly sunny - Temp: 18.0C
 Track: Dry - Temp: 36.3C

Started at: 13:30:04
 Laps: 20 Min
 Starters: 32
 Printed at: 14:00

CLASSIFICATION

Pos	No	Name	Machine	Fastest Lap	On Lap	Behind Leader	Behind Prev
1	72	Ben BAKER (NSW) / Yamaha / YRD / Shoei / Alpinestar / West Sliders / Sydney Dyno	Yamaha YZF-R3	1:05.375	8 of 12		
2	16	James JACOBS (NSW) / X-Lite / Nedlands Studio / Bridgestone / Lucas Oils / EK Chains / Mototrack	Kawasaki Ninja	1:05.790	13 of 17	.415	.415
3	78	Caleb GILMORE (MWT) / Metcher Motorsport / Siemec / Fusport / Yamaha / YRD / Yamalube	Yamaha YZF-R3	1:05.976	6 of 14	.601	.186
4	11	Brandon DEMMERY (NSW) / Motocity / Valor Developments / Jekyl & Hyde / PTT Lubricants / Addicted to Track	Yamaha YZF-R3	1:06.180	15 of 17	.805	.204
5	121	Reece OUGHTRED (VIC) / Dynoverks / Flux Fitness / TT M-cycles / Cykel / Signpro / LS2 Helmets	Yamaha YZF-R3	1:06.199	12 of 12	.824	.019
6	36	Angus GRENFELL (VIC) / ABU Group / Just Investments / Peek Visual / Ricondi / TERRA / Speed Angle	Yamaha YZF-R3	1:06.314	10 of 10	.939	.115
7	69	Archie McDONALD (NSW) / ProGP Racing Junior Team / GB Racing / Bonamici Racing / Signpro / Pro-bolt	Yamaha YZF-R3	1:06.338	13 of 16	.963	.024
8	22	Zackary JOHNSON (VIC) / Earmold Aust. / Grinning Dingo Aust. / Rebuilder / Prebuild Solutions	Kawasaki Ninja	1:06.397	4 of 14	1.022	.059
9	58	Lucas QUINN (QLD)	Yamaha YZF-R3	1:06.446	15 of 15	1.071	.049
10	49	Jake FARNSWORTH (NSW) / Full Noise Racing / Freestyle Tattoo Studio / Worth Race Developments	Kawasaki Ninja	1:06.473	12 of 12	1.098	.027
11	99	Jacob HATCH (NSW) / Motocity / Valor Developments / Jekyl & Hyde / PTT Lubricants / Addicted to Track	Yamaha YZF-R3	1:06.570	9 of 17	1.195	.097
12	39	Glenn NELSON (QLD) / Buddys Pest Control / Dynoverks / XXX Suspension	Yamaha YZF-R3	1:06.590	11 of 18	1.215	.020
13	3	Cameron DUNKER (NSW) / GTR MotoStars Team / RS&C / Doctor Mak / Yamaha / YRD / Link / Pirelli	Yamaha YZF-R3	1:06.618	8 of 17	1.243	.028
14	20	Jonathan NAHLOUS (NSW) / Complete AV / Anderson Stands / Bikebiz and Race Dynamics	Kawasaki Ninja	1:06.641	13 of 16	1.266	.023
15	32	Jai RUSSO (NSW) / Russo Performance / YRD / Yamaha / GTR MotoStars / Ricondi / AGV / TCX	Yamaha YZF-R3	1:06.960	13 of 17	1.585	.319
16	355	Laura BROWN (NSW) / Bikebiz	Yamaha YZF-R3	1:07.217	4 of 17	1.842	.257
17	97	Peter NERLICH (VIC) / Proworx / Blayney M-cycles / Well Sprung M-cycle Suspension / Penrite Oils	Kawasaki Ninja	1:07.244	18 of 18	1.869	.027
18	35	Varis FLEMING (VIC) / MotoGo / Suspension Pro	Yamaha YZF-R3	1:07.272	15 of 15	1.897	.028
19	47	Zylas BUNTING (NSW) / Proworx / Blayney M-cycles / Well Sprung M-cycle Suspension / Penrite Oils	Kawasaki Ninja	1:07.358	10 of 17	1.983	.086
20	63	Clay CLEGG (NSW) / Williamson Bros / Akubra / Mavin Truck Centre / Central West Electrical	Yamaha YZF-R3	1:07.422	7 of 16	2.047	.064
21	25	Brodie GAWITH (VIC) / AGV Helmets / Ricondi	Yamaha YZF-R3	1:07.460	9 of 13	2.085	.038
22	88	Joseph MARINIELLO (VIC) / Traction Control M-sport / In House Innovations / Earmold Aus / Goodlife Health Clubs	Kawasaki Ninja	1:07.706	6 of 16	2.331	.246
23	181	Liam WATERS (QLD) / Moto-shed / K1 Racing	Yamaha YZF-R3	1:07.823	15 of 15	2.448	.117
24	12	Henry SNELL (QLD) / Ricondi / AGV	Yamaha YZF-R3	1:07.913	13 of 17	2.538	.090
25	7	Zane KINNA (VIC) / Moto GC Dynoverks	Yamaha YZF-R3	1:08.105	15 of 16	2.730	.192
26	91	Taiyo AKSU (QLD) / OP Racing / MMM Motorcycles	Yamaha YZF-R3	1:08.130	13 of 15	2.755	.025
27	222	Lincoln KNIGHT (NSW) / Knights Fencing / Excite Motorsports	Yamaha YZF-R3	1:09.319	9 of 16	3.944	1.189
28	45	Jamie PORT (VIC) / Yamaha / AGV / Pirelli / Motul / Ricondi / Verafire	Yamaha YZF-R3	1:09.332	5 of 9	3.957	.013
29	56	Jesse WOODS (TAS) / Badger Racing / Tyga Performance / Rodney Creed Chartered Accountant	Kawasaki Ninja	1:09.765	11 of 17	4.390	.433
30	444	Ryan MOSCARDINI (QLD) / NQ Flooring / Sun City Yamaha / Fastbike tyres / Blue dog racing / Nolan	Yamaha YZF-R3	1:09.820	10 of 14	4.445	.055
31	34	Benjamin ANGELIDIS (ACT) / Full Noise Racing / Freestyle Tattoo Studio / Worth Race Developments	Kawasaki Ninja	1:10.776	7 of 10	5.401	.956
32	51	Samuel PEZZETTA (SA) / Unitech Racing / Remo Contractors / SA Profiling / SA Crush & Recycle	Yamaha YZF-R3	1:11.486	14 of 16	6.111	.710

Current qualifying record for SS300 class - 1:05.536 by Max STAUFFER (NSW) on a Yamaha R3 321 set on 23/03/19

Scott Laing
 Chief Timekeeper - Scott Laing

Tom Williams
 Race Director - Tom Williams

Paul Hinds
 Clerk of Course - Paul Hinds



www.computime.com.au
 COMPUTIME RACE TIMING SYSTEMS PTY LTD





Wakefield Park Raceway

Round 3 : April 16 - 18



DUNLOP SUPERSPORT 300 CHAMPIONSHIP

Practice 2

Date: 16/04/21
 Event: P10
 Weather: Mostly sunny - Temp: 18.0C
 Track: Dry - Temp: 36.3C

Started at: 13:30:04
 Laps: 20 Min
 Starters: 32
 Printed at: 14:00

LAP TIMES

No	Name	Lap 1	Lap 2	Lap 3	Lap 4	Lap 5	Lap 6	Lap 7	Lap 8	Lap 9	Lap 10
3	Cameron DUNKER (NSW)	1:16.955	1:09.149	1:08.188	1:07.360	1:08.888	1:07.994	1:07.657	1:06.618	1:07.183	1:07.227
10		1:07.091	1:07.350	1:32.484	1:16.657	1:06.846	1:07.678	1:06.621			
7	Zane KINNA (VIC)	1:24.322	1:11.322	1:11.303	1:09.976	1:09.412	1:11.229	1:09.532	1:09.302	1:11.116	1:08.783
10		1:09.478	1:09.078	1:10.761	1:09.310	1:08.105	1:10.920				
11	Brandon DEMMERY (NSW)	1:20.897	1:09.869	1:59.867	1:33.840	1:07.656	1:06.904	1:08.551	1:07.018	1:06.638	1:06.776
10		1:06.895	1:08.870	1:06.727	1:06.305	1:06.180	1:09.154	1:08.620			
12	Henry SNELL (QLD)	1:18.404	1:10.238	1:08.843	1:09.029	1:08.489	1:09.776	1:08.584	1:08.074	1:46.184	1:21.683
10		1:08.799	1:08.261	1:07.913	1:09.642	1:09.271	1:07.951	1:08.284			
16	James JACOBS (NSW)	1:19.391	1:07.108	1:06.830	1:06.501	1:07.866	1:06.914	1:06.757	1:06.404	1:34.310	1:14.215
10		1:06.410	1:06.212	1:05.790	1:06.290	1:06.754	1:06.331	1:07.173			
20	Jonathan NAHLOUS (NSW)	1:14.816	1:08.697	1:31.928	1:18.492	1:07.595	1:07.591	1:07.661	1:07.444	1:07.318	1:06.903
10		1:06.805	1:06.657	1:06.641	1:33.536	1:15.109	1:07.467				
22	Zackary JOHNSON (VIC)	1:19.200	1:07.251	1:07.050	1:06.397	3:57.069	1:16.150	1:06.641	1:08.187	2:26.481	1:14.508
10		1:06.506	1:06.963	1:08.168	1:07.847						
25	Brodie GAWITH (VIC)	1:24.440	1:09.459	1:08.255	1:07.861	1:09.851	1:08.233	1:08.095	1:08.055	1:07.460	1:38.157
10		1:24.075	1:44.942	1:20.189							
32	Jai RUSSO (NSW)	1:17.159	1:07.957	1:07.342	1:07.524	1:07.653	1:12.312	1:07.043	1:11.089	1:10.888	1:39.958
10		1:21.054	1:07.068	1:06.960	1:09.417	1:09.463	1:07.978	1:08.760			
34	Benjamin ANGELIDIS (ACT)	1:21.595	1:13.429	1:12.719	1:13.004	1:12.121	1:12.233	1:10.776	1:11.555	1:13.082	1:11.397
35	Varis FLEMING (VIC)	1:18.298	1:49.118	1:19.137	1:08.335	1:10.249	1:07.738	1:11.939	1:08.327	1:08.679	1:10.692
10		2:03.451	1:30.953	1:07.344	1:07.782	1:07.272					
36	Angus GRENFELL (VIC)	1:09.058	1:07.675	1:07.703	1:08.322	1:08.081	1:07.097	3:31.699	1:17.196	1:06.628	1:06.314
39	Glenn NELSON (QLD)	1:15.272	1:10.606	1:07.611	1:07.419	1:07.879	1:07.517	1:06.989	1:08.962	1:07.187	1:07.249
10		1:06.590	1:07.162	1:07.910	1:06.960	1:09.723	1:07.844	1:07.312	1:06.953		
45	Jamie PORT (VIC)	1:18.792	1:09.627	1:09.606	1:09.572	1:09.332	2:49.748	1:22.200	1:10.021	1:10.239	
47	Zylas BUNTING (NSW)	1:15.374	1:08.373	1:09.852	1:07.867	1:09.372	1:10.836	1:07.893	1:10.973	1:08.568	1:07.358
10		1:13.124	1:10.344	1:08.238	1:07.563	1:07.546	1:07.793	1:08.029			
49	Jake FARNSWORTH (NSW)	1:20.405	1:08.357	1:07.501	1:07.216	1:09.379	1:07.099	1:07.749	1:06.932	1:07.531	1:09.000
10		1:08.571	1:06.473								
51	Samuel PEZZETTA (SA)	1:22.933	1:13.646	1:12.901	1:13.183	1:12.107	1:14.449	1:12.624	1:12.617	1:11.977	1:12.195
10		1:13.317	1:13.132	1:11.990	1:11.486	1:12.153	1:14.072				
56	Jesse WOODS (TAS)	1:22.660	1:11.994	1:11.075	1:10.578	1:10.524	1:10.811	1:10.318	1:11.589	1:10.373	1:09.870
10		1:09.765	1:09.777	1:10.640	1:10.314	1:10.225	1:10.091	1:10.161			
58	Lucas QUINN (QLD)	1:19.995	1:08.695	1:08.717	1:08.489	1:08.067	1:08.193	1:07.671	1:08.029	1:07.323	1:08.387
10		1:13.799	1:06.988	1:08.808	1:06.832	1:06.446					
63	Clay CLEGG (NSW)	1:15.473	1:09.076	1:08.085	1:07.699	1:07.978	1:07.497	1:07.422	1:07.970	1:08.591	1:08.867
10		1:08.033	1:09.179	2:14.360	1:20.190	1:08.270	1:07.948				

Scott Laing
 Chief Timekeeper - Scott Laing

Tom Williams
 Race Director - Tom Williams

Paul Hinds
 Clerk of Course - Paul Hinds





Wakefield Park Raceway

Round 3 : April 16 - 18



DUNLOP SUPERSPORT 300 CHAMPIONSHIP

Date: 16/04/21
 Event: P10
 Weather: Mostly sunny - Temp: 18.0C
 Track: Dry - Temp: 36.3C

Practice 2


Started at: 13:30:04
 Laps: 20 Min
 Starters: 32
 Printed at: 14:00

LAP TIMES

No	Name	Lap 1	Lap 2	Lap 3	Lap 4	Lap 5	Lap 6	Lap 7	Lap 8	Lap 9	Lap 10
69	Archie McDONALD (NSW)	2:11.889	1:20.395	1:37.349	1:16.076	1:08.918	1:10.163	1:07.275	1:06.453	1:06.465	1:06.461
10		1:08.838	1:06.696	<u>1:06.338</u>	1:07.887	1:06.535	1:09.893				
72	Ben BAKER (NSW)	1:19.727	1:06.450	1:08.118	2:20.613	1:19.382	1:06.042	1:06.935	<u>1:05.375</u>	1:05.734	1:10.269
10		1:05.745	1:05.392								
78	Caleb GILMORE (MWT)	1:15.414	1:06.463	1:08.354	1:08.458	1:06.584	<u>1:05.976</u>	2:34.137	1:20.061	1:06.713	1:06.231
10		1:06.439	1:35.393	1:19.789	1:07.381						
88	Joseph MARINIELLO (VIC)	1:16.832	1:09.104	1:09.202	1:08.661	1:08.374	<u>1:07.706</u>	1:08.018	1:08.524	1:08.917	1:09.733
10		1:09.329	2:53.728	1:23.126	1:08.386	1:07.984	1:09.359				
91	Taiyo AKSU (QLD)	1:18.849	1:09.604	1:09.458	1:08.403	1:08.924	1:09.961	1:09.809	2:29.841	1:24.550	2:14.759
10		1:34.063	1:08.327	<u>1:08.130</u>	1:08.839	1:10.272					
97	Peter NERLICH (VIC)	1:19.775	1:09.365	1:07.779	1:07.730	1:08.695	1:07.253	1:08.424	1:07.780	1:07.919	1:11.491
10		1:07.449	1:09.571	1:07.576	1:08.703	1:07.521	1:07.348	1:07.931	<u>1:07.244</u>		
99	Jacob HATCH (NSW)	1:19.985	1:09.274	1:08.260	1:07.122	1:08.882	1:08.946	1:06.796	1:07.082	<u>1:06.570</u>	1:06.961
10		1:07.614	1:07.562	1:08.953	1:10.156	1:11.383	1:07.998	1:08.583			
121	Reece OUGHTRED (VIC)	1:16.703	1:09.713	1:07.028	1:07.246	1:47.886	1:14.044	1:10.271	1:07.161	1:08.425	1:07.151
10		1:06.690	<u>1:06.199</u>								
181	Liam WATERS (QLD)	1:16.519	1:09.248	1:09.035	1:09.483	1:09.225	1:09.421	1:08.789	1:08.365	1:08.567	1:08.142
10		1:09.370	1:08.714	1:10.761	1:07.842	<u>1:07.823</u>					
222	Lincoln KNIGHT (NSW)	1:23.401	1:11.769	1:09.865	1:10.257	1:10.957	1:09.347	1:09.859	1:09.454	<u>1:09.319</u>	1:09.627
10		1:10.469	1:09.469	1:10.157	1:09.740	1:10.569	1:10.557				
355	Laura BROWN (NSW)	1:17.686	1:08.550	1:08.130	<u>1:07.217</u>	1:10.039	1:07.799	1:07.727	1:07.953	1:50.242	1:19.763
10		1:07.839	1:07.642	1:07.578	1:08.673	1:13.842	1:10.877	1:10.378			
444	Ryan MOSCARDINI (QLD)	1:20.889	1:11.683	1:11.321	1:10.456	1:10.633	1:10.791	1:10.517	1:10.420	1:09.912	<u>1:09.820</u>
10		1:10.064	1:10.334	1:10.306	1:10.487						


 Chief Timekeeper - Scott Lang


 Race Director - Tom Williams


 Clerk of Course - Paul Hinds





Wakefield Park Raceway

Round 3 : April 16 - 18



ASBK.COM.AU f t i y

DUNLOP SUPERSPORT 300 CHAMPIONSHIP

Practice 2

Date: 16/04/21
 Event: P10
 Weather: Mostly sunny - Temp: 18.0C
 Track: Dry - Temp: 36.3C

Started at: 13:30:04
 Laps: 20 Min
 Starters: 32
 Printed at: 14:00

SPLIT TIMES

Lap	Split 1	Split 2	Split 3	Lap Time	Lap	Split 1	Split 2	Split 3	Lap Time
3 Cameron DUNKER (NSW) (13th)					4	43.746	25.447	24.647	1:33.840 P
1	27.107	24.992	24.856	1:16.955 P	5	18.880	24.191	24.585	1:07.656
2	19.141	25.245	24.763	1:09.149	6	18.648	23.907	24.349	1:06.904
3	18.952	24.655	24.581	1:08.188	7	18.910	25.103	24.538	1:08.551
4	18.821	24.321	24.218	1:07.360	8	19.015	23.841	24.162	1:07.018
5	18.885	25.565	24.438	1:08.888	9	18.860	23.745	24.033	1:06.638
6	19.082	24.409	24.503	1:07.994	10	18.839	23.699	24.238	1:06.776
7	18.885	24.223	24.549	1:07.657	11	18.924	23.945	24.026	1:06.895
8	18.703	23.864	24.051	1:06.618	12	18.595	24.785	25.490	1:08.870
9	18.499	23.989	24.695	1:07.183	13	18.678	23.926	24.123	1:06.727
10	19.141	23.873	24.213	1:07.227	14	18.515	23.716	24.074	1:06.305
11	18.626	24.231	24.234	1:07.091	15	18.523	23.510	24.147	1:06.180
12	18.658	24.124	24.568	1:07.350	16	20.611	24.336	24.207	1:09.154
13	19.425	25.327	47.732	1:32.484	17	19.158	24.507	24.955	1:08.620
14	27.931	24.378	24.348	1:16.657 P	12 Henry SNELL (QLD) (24th)				
15	18.758	24.084	24.004	1:06.846	1	27.042	25.625	25.737	1:18.404 P
16	18.730	24.824	24.124	1:07.678	2	19.405	25.517	25.316	1:10.238
17	18.628	24.021	23.972	1:06.621	3	19.500	24.519	24.824	1:08.843
7 Zane KINNA (VIC) (25th)					4	19.091	24.762	25.176	1:09.029
1	31.808	26.800	25.714	1:24.322 P	5	19.001	24.761	24.727	1:08.489
2	19.348	25.638	26.336	1:11.322	6	19.992	25.144	24.640	1:09.776
3	19.672	26.179	25.452	1:11.303	7	18.890	24.665	25.029	1:08.584
4	19.301	25.632	25.043	1:09.976	8	18.925	24.554	24.595	1:08.074
5	19.237	25.068	25.107	1:09.412	9	18.732	24.426	1:03.026	1:46.184
6	19.566	26.217	25.446	1:11.229	10	31.427	25.400	24.856	1:21.683 P
7	19.503	25.207	24.822	1:09.532	11	18.753	24.684	25.362	1:08.799
8	19.338	25.115	24.849	1:09.302	12	18.981	24.505	24.775	1:08.261
9	19.504	26.219	25.393	1:11.116	13	18.802	24.606	24.505	1:07.913
10	19.125	24.964	24.694	1:08.783	14	19.147	25.498	24.997	1:09.642
11	18.986	25.305	25.187	1:09.478	15	19.417	25.059	24.795	1:09.271
12	19.299	25.004	24.775	1:09.078	16	18.797	24.432	24.722	1:07.951
13	19.742	25.728	25.291	1:10.761	17	18.884	24.545	24.855	1:08.284
14	19.579	24.819	24.912	1:09.310	16 James JACOBS (NSW) (2nd)				
15	18.989	24.601	24.515	1:08.105	1	29.411	25.369	24.611	1:19.391 P
16	18.783	26.460	25.677	1:10.920	2	18.570	24.462	24.076	1:07.108
11 Brandon DEMMERY (NSW) (4th)					3	18.517	24.264	24.049	1:06.830
1	30.870	25.140	24.887	1:20.897 P	4	18.083	24.256	24.162	1:06.501
2	20.006	24.886	24.977	1:09.869	5	18.244	25.129	24.493	1:07.866
3	22.102	26.722	1:11.043	1:59.867	6	18.443	24.075	24.396	1:06.914

Scott Laing
 Chief Timekeeper - Scott Laing

Tom Williams
 Race Director - Tom Williams

Paul Hinds
 Clerk of Course - Paul Hinds



www.computime.com.au
 COMPUTIME RACE TIMING SYSTEMS PTY LTD





Wakefield Park Raceway

Round 3 : April 16 - 18



DUNLOP SUPERSPORT 300 CHAMPIONSHIP

Practice 2

Date: 16/04/21
 Event: P10
 Weather: Mostly sunny - Temp: 18.0C
 Track: Dry - Temp: 36.3C

Started at: 13:30:04
 Laps: 20 Min
 Starters: 32
 Printed at: 14:00

SPLIT TIMES

Lap	Split 1	Split 2	Split 3	Lap Time	Lap	Split 1	Split 2	Split 3	Lap Time
7	18.483	23.960	24.314	1:06.757	11	18.532	24.054	23.920	1:06.506
8	18.433	23.963	24.008	1:06.404	12	18.346	24.054	24.563	1:06.963
9	18.344	24.326	51.640	1:34.310	13	18.831	24.468	24.869	1:08.168
10	26.004	24.132	24.079	1:14.215 P	14	19.101	24.653	24.093	1:07.847
11	18.417	24.097	23.896	1:06.410	25 Brodie GAWITH (VIC) (21th)				
12	18.298	23.831	24.083	1:06.212	1	33.716	25.405	25.319	1:24.440 P
13	18.254	23.707	23.829	1:05.790	2	19.478	25.188	24.793	1:09.459
14	18.286	23.870	24.134	1:06.290	3	19.140	24.555	24.560	1:08.255
15	18.519	24.208	24.027	1:06.754	4	19.095	24.610	24.156	1:07.861
16	18.244	24.102	23.985	1:06.331	5	19.303	25.829	24.719	1:09.851
17	18.736	24.541	23.896	1:07.173	6	19.364	24.371	24.498	1:08.233
20 Jonathan NAHLOUS (NSW) (14th)					7	18.999	24.760	24.336	1:08.095
1	24.993	25.114	24.709	1:14.816 P	8	19.080	24.626	24.349	1:08.055
2	18.851	24.864	24.982	1:08.697	9	18.835	24.361	24.264	1:07.460
3	18.860	25.148	47.920	1:31.928	10	19.231	24.686	54.240	1:38.157
4	28.958	24.556	24.978	1:18.492 P	11	32.440	26.373	25.262	1:24.075 P
5	18.460	24.770	24.365	1:07.595	12	19.046	24.809	1:01.087	1:44.942
6	18.600	24.494	24.497	1:07.591	13	31.459	24.553	24.177	1:20.189 P
7	18.643	24.703	24.315	1:07.661	32 Jai RUSSO (NSW) (15th)				
8	18.508	24.599	24.337	1:07.444	1	27.084	25.113	24.962	1:17.159 P
9	18.528	24.587	24.203	1:07.318	2	18.831	24.382	24.744	1:07.957
10	18.398	24.380	24.125	1:06.903	3	18.587	24.319	24.436	1:07.342
11	18.212	24.497	24.096	1:06.805	4	18.566	24.585	24.373	1:07.524
12	18.351	24.163	24.143	1:06.657	5	18.870	24.293	24.490	1:07.653
13	18.262	24.291	24.088	1:06.641	6	21.203	26.614	24.495	1:12.312
14	19.463	29.039	45.034	1:33.536	7	18.619	24.036	24.388	1:07.043
15	26.521	24.589	23.999	1:15.109 P	8	19.442	26.895	24.752	1:11.089
16	18.511	25.044	23.912	1:07.467	9	19.196	25.356	26.336	1:10.888
22 Zackary JOHNSON (VIC) (8th)					10	19.120	25.159	55.679	1:39.958
1	28.343	26.215	24.642	1:19.200 P	11	32.357	24.134	24.563	1:21.054 P
2	18.862	24.103	24.286	1:07.251	12	18.674	24.139	24.255	1:07.068
3	18.716	23.913	24.421	1:07.050	13	18.502	24.009	24.449	1:06.960
4	18.632	23.834	23.931	1:06.397	14	19.203	25.159	25.055	1:09.417
5	18.511	23.774	3:14.784	3:57.069	15	19.722	25.326	24.415	1:09.463
6	26.411	24.677	25.062	1:16.150 P	16	19.029	24.311	24.638	1:07.978
7	18.689	23.862	24.090	1:06.641	17	19.062	24.515	25.183	1:08.760
8	19.177	24.747	24.263	1:08.187	34 Benjamin ANGELIDIS (ACT) (31th)				
9	18.980	25.241	1:42.260	2:26.481	1	28.144	26.946	26.505	1:21.595 P
10	25.916	24.376	24.216	1:14.508 P					

Scott Laing
 Chief Timekeeper - Scott Laing

Tom Williams
 Race Director - Tom Williams

Paul Hinds
 Clerk of Course - Paul Hinds





Wakefield Park Raceway

Round 3 : April 16 - 18



ASBK.COM.AU f t i y

DUNLOP SUPERSPORT 300 CHAMPIONSHIP

Practice 2

Date: 16/04/21
 Event: P10
 Weather: Mostly sunny - Temp: 18.0C
 Track: Dry - Temp: 36.3C

Started at: 13:30:04
 Laps: 20 Min
 Starters: 32
 Printed at: 14:00

SPLIT TIMES

Lap	Split 1	Split 2	Split 3	Lap Time	Lap	Split 1	Split 2	Split 3	Lap Time
2	20.575	26.207	26.647	1:13.429	2	19.863	25.960	24.783	1:10.606
3	20.116	25.983	26.620	1:12.719	3	18.840	24.391	24.380	1:07.611
4	20.375	26.031	26.598	1:13.004	4	18.734	24.411	24.274	1:07.419
5	20.067	25.890	26.164	1:12.121	5	18.696	24.488	24.695	1:07.879
6	20.286	26.187	25.760	1:12.233	6	18.851	24.258	24.408	1:07.517
7	20.002	25.148	25.626	1:10.776	7	18.819	24.061	24.109	1:06.989
8	19.978	25.649	25.928	1:11.555	8	19.273	25.354	24.335	1:08.962
9	19.915	25.120	28.047	1:13.082	9	18.808	24.215	24.164	1:07.187
10	20.418	25.486	25.493	1:11.397	10	18.782	24.068	24.399	1:07.249
					11	18.615	23.984	23.991	1:06.590
					12	18.736	24.276	24.150	1:07.162
35 Varis FLEMING (VIC) (18th)					13	18.620	24.344	24.946	1:07.910
1	27.446	25.784	25.068	1:18.298 P	14	18.653	24.323	23.984	1:06.960
2	20.773	26.120	1:02.225	1:49.118	15	18.757	26.613	24.353	1:09.723
3	30.075	24.633	24.429	1:19.137 P	16	18.867	24.306	24.671	1:07.844
4	19.140	24.557	24.638	1:08.335	17	18.784	24.311	24.217	1:07.312
5	19.626	25.834	24.789	1:10.249	18	18.721	24.042	24.190	1:06.953
6	18.975	24.145	24.618	1:07.738					
7	18.785	27.685	25.469	1:11.939	45 Jamie PORT (VIC) (28th)				
8	18.920	24.526	24.881	1:08.327	1	27.898	25.571	25.323	1:18.792
9	19.017	25.257	24.405	1:08.679	2	19.454	25.017	25.156	1:09.627
10	19.837	25.184	25.671	1:10.692	3	19.380	25.186	25.040	1:09.606
11	20.144	26.614	1:16.693	2:03.451	4	19.390	25.199	24.983	1:09.572
12	42.407	24.383	24.163	1:30.953 P	5	19.247	25.131	24.954	1:09.332
13	18.898	24.248	24.198	1:07.344	6	19.421	25.550	2:04.777	2:49.748
14	18.865	24.539	24.378	1:07.782	7	30.911	25.917	25.372	1:22.200 P
15	18.950	24.301	24.021	1:07.272	8	19.282	25.593	25.146	1:10.021
					9	19.338	25.867	25.034	1:10.239
36 Angus GRENFELL (VIC) (6th)					47 Zylas BUNTING (NSW) (19th)				
1				1:09.058	1	25.503	25.062	24.809	1:15.374 P
2				1:07.675	2	18.818	24.669	24.886	1:08.373
3				1:07.703	3	20.487	24.701	24.664	1:09.852
4				1:08.322	4	18.728	24.467	24.672	1:07.867
5				1:08.081	5	20.592	24.347	24.433	1:09.372
6				1:07.097	6	20.532	25.883	24.421	1:10.836
7				3:31.699	7	18.766	24.487	24.640	1:07.893
8	27.604	24.804	24.788	1:17.196 P	8	19.208	26.955	24.810	1:10.973
9	18.781	23.837	24.010	1:06.628	9	19.214	25.102	24.252	1:08.568
10	18.357	23.901	24.056	1:06.314	10	18.842	24.280	24.236	1:07.358
39 Glenn NELSON (QLD) (12th)					11	19.572	24.744	28.808	1:13.124
1	25.616	24.834	24.822	1:15.272 P					

Scott Laing
 Chief Timekeeper - Scott Laing

Tom Williams
 Race Director - Tom Williams

Paul Hinds
 Clerk of Course - Paul Hinds



www.computime.com.au
 COMPUTIME RACE TIMING SYSTEMS PTY LTD





Wakefield Park Raceway

Round 3 : April 16 - 18



ASBK.COM.AU f t i y

DUNLOP SUPERSPORT 300 CHAMPIONSHIP

Practice 2

Date: 16/04/21
 Event: P10
 Weather: Mostly sunny - Temp: 18.0C
 Track: Dry - Temp: 36.3C

Started at: 13:30:04
 Laps: 20 Min
 Starters: 32
 Printed at: 14:00

SPLIT TIMES

Lap	Split 1	Split 2	Split 3	Lap Time	Lap	Split 1	Split 2	Split 3	Lap Time
12	20.255	25.485	24.604	1:10.344	2	19.865	26.526	25.603	1:11.994
13	19.055	24.977	24.206	1:08.238	3	19.561	25.813	25.701	1:11.075
14	18.721	24.493	24.349	1:07.563	4	19.640	25.546	25.392	1:10.578
15	19.019	24.265	24.262	1:07.546	5	19.305	25.995	25.224	1:10.524
16	18.875	24.659	24.259	1:07.793	6	19.970	25.775	25.066	1:10.811
17	18.754	24.659	24.616	1:08.029	7	19.283	25.847	25.188	1:10.318
					8	19.310	25.816	26.463	1:11.589
49 Jake FARNSWORTH (NSW) (10th)					9	19.810	25.661	24.902	1:10.373
1	27.905	25.554	26.946	1:20.405 P	10	19.295	25.674	24.901	1:09.870
2	18.932	24.818	24.607	1:08.357	11	19.195	25.346	25.224	1:09.765
3	18.632	24.338	24.531	1:07.501	12	19.369	25.203	25.205	1:09.777
4	18.616	24.406	24.194	1:07.216	13	19.262	26.198	25.180	1:10.640
5	18.865	25.796	24.718	1:09.379	14	19.411	25.717	25.186	1:10.314
6	18.736	24.143	24.220	1:07.099	15	19.498	25.357	25.370	1:10.225
7	18.836	24.362	24.551	1:07.749	16	19.689	25.402	25.000	1:10.091
8	18.520	24.159	24.253	1:06.932	17	19.025	25.749	25.387	1:10.161
9	18.835	24.558	24.138	1:07.531					
10	18.328	24.272	26.400	1:09.000	58 Lucas QUINN (QLD) (9th)				
11	19.001	24.978	24.592	1:08.571	1	30.201	25.192	24.602	1:19.995 P
12	18.390	24.027	24.056	1:06.473	2	19.465	24.611	24.619	1:08.695
					3	18.983	25.094	24.640	1:08.717
51 Samuel PEZZETTA (SA) (32th)					4	19.017	24.873	24.599	1:08.489
1	28.786	27.726	26.421	1:22.933 P	5	19.043	24.492	24.532	1:08.067
2	20.594	27.066	25.986	1:13.646	6	19.172	24.664	24.357	1:08.193
3	20.532	26.497	25.872	1:12.901	7	18.677	24.604	24.390	1:07.671
4	20.373	26.890	25.920	1:13.183	8	19.018	24.515	24.496	1:08.029
5	20.199	26.303	25.605	1:12.107	9	19.013	24.168	24.142	1:07.323
6	20.277	28.331	25.841	1:14.449	10	19.256	24.625	24.506	1:08.387
7	20.358	26.452	25.814	1:12.624	11	19.837	28.262	25.700	1:13.799
8	20.283	26.435	25.899	1:12.617	12	18.727	24.112	24.149	1:06.988
9	20.198	26.464	25.315	1:11.977	13	18.641	24.655	25.512	1:08.808
10	20.517	26.436	25.242	1:12.195	14	18.675	24.051	24.106	1:06.832
11	20.944	26.622	25.751	1:13.317	15	18.522	24.023	23.901	1:06.446
12	20.188	26.298	26.646	1:13.132					
13	20.265	26.249	25.476	1:11.990	63 Clay CLEGG (NSW) (20th)				
14	20.165	26.096	25.225	1:11.486	1	26.055	24.689	24.729	1:15.473 P
15	20.230	26.467	25.456	1:12.153	2	18.878	25.058	25.140	1:09.076
16	20.731	27.877	25.464	1:14.072	3	18.790	24.513	24.782	1:08.085
					4	18.986	24.506	24.207	1:07.699
56 Jesse WOODS (TAS) (29th)					5	18.814	24.595	24.569	1:07.978
1	29.949	26.393	26.318	1:22.660	6	18.778	24.244	24.475	1:07.497

Scott Laing
 Chief Timekeeper - Scott Laing

Tom Williams
 Race Director - Tom Williams

Paul Hinds
 Clerk of Course - Paul Hinds



www.computime.com.au
 COMPUTIME RACE TIMING SYSTEMS PTY LTD





Wakefield Park Raceway

Round 3 : April 16 - 18



DUNLOP SUPERSPORT 300 CHAMPIONSHIP

Practice 2

Date: 16/04/21
 Event: P10
 Weather: Mostly sunny - Temp: 18.0C
 Track: Dry - Temp: 36.3C

Started at: 13:30:04
 Laps: 20 Min
 Starters: 32
 Printed at: 14:00

SPLIT TIMES

Lap	Split 1	Split 2	Split 3	Lap Time	Lap	Split 1	Split 2	Split 3	Lap Time
7	18.836	24.255	24.331	1:07.422	12	18.304	23.354	23.734	1:05.392
8	18.917	24.492	24.561	1:07.970					
9	18.859	25.112	24.620	1:08.591					
10	19.267	25.220	24.380	1:08.867	78 Caleb GILMORE (MWT) (3rd)				
11	18.882	24.542	24.609	1:08.033	1	26.519	24.489	24.406	1:15.414 P
12	19.004	24.631	25.544	1:09.179	2	18.734	23.824	23.905	1:06.463
13	18.950	24.463	1:30.947	2:14.360	3	19.056	24.318	24.980	1:08.354
14	30.968	24.730	24.492	1:20.190 P	4	18.617	24.459	25.382	1:08.458
15	19.165	24.617	24.488	1:08.270	5	18.479	23.814	24.291	1:06.584
16	19.485	24.207	24.256	1:07.948	6	18.265	23.998	23.713	1:05.976
					7	18.471	23.930	1:51.736	2:34.137
					8	30.670	24.454	24.937	1:20.061 P
69 Archie McDONALD (NSW) (7th)					9	18.724	23.995	23.994	1:06.713
1	29.052	25.853	1:16.984	2:11.889 P	10	18.630	23.735	23.866	1:06.231
2	29.318	25.492	25.585	1:20.395 P	11	18.493	23.656	24.290	1:06.439
3	19.264	29.628	48.457	1:37.349	12	18.582	24.881	51.930	1:35.393
4	26.074	25.335	24.667	1:16.076 P	13	31.600	24.105	24.084	1:19.789 P
5	18.815	25.591	24.512	1:08.918	14	18.403	24.658	24.320	1:07.381
6	18.874	26.984	24.305	1:10.163					
7	19.120	23.949	24.206	1:07.275	88 Joseph MARINIELLO (VIC) (22th)				
8	18.548	23.977	23.928	1:06.453	1	25.899	25.969	24.964	1:16.832 P
9	18.622	23.792	24.051	1:06.465	2	19.152	25.223	24.729	1:09.104
10	18.552	23.857	24.052	1:06.461	3	18.991	25.438	24.773	1:09.202
11	19.163	24.726	24.949	1:08.838	4	19.005	25.047	24.609	1:08.661
12	18.675	23.972	24.049	1:06.696	5	18.854	25.016	24.504	1:08.374
13	18.560	23.771	24.007	1:06.338	6	18.842	24.573	24.291	1:07.706
14	19.136	24.483	24.268	1:07.887	7	18.701	24.854	24.463	1:08.018
15	18.332	24.041	24.162	1:06.535	8	18.646	25.252	24.626	1:08.524
16	18.849	25.651	25.393	1:09.893	9	18.728	25.624	24.565	1:08.917
					10	19.696	25.277	24.760	1:09.733
72 Ben BAKER (NSW) (1st)					11	19.266	25.257	24.806	1:09.329
1	31.648	24.204	23.875	1:19.727 P	12	19.193	25.175	2:09.360	2:53.728
2	18.286	23.870	24.294	1:06.450	13	32.150	25.687	25.289	1:23.126 P
3	18.562	25.085	24.471	1:08.118	14	18.996	24.784	24.606	1:08.386
4	25.954	28.011	1:26.648	2:20.613	15	18.895	24.519	24.570	1:07.984
5	29.701	25.140	24.541	1:19.382 P	16	18.915	25.575	24.869	1:09.359
6	18.226	23.679	24.137	1:06.042					
7	19.244	23.972	23.719	1:06.935	91 Taiyo AKSU (QLD) (26th)				
8	18.275	23.403	23.697	1:05.375	1	27.217	25.816	25.816	1:18.849 P
9	18.731	23.418	23.585	1:05.734	2	19.334	25.207	25.063	1:09.604
10	18.250	24.629	27.390	1:10.269	3	19.579	25.010	24.869	1:09.458
11	18.494	23.621	23.630	1:05.745	4	18.882	24.751	24.770	1:08.403

Scott Laing
 Chief Timekeeper - Scott Laing

Tom Williams
 Race Director - Tom Williams

Paul Hinds
 Clerk of Course - Paul Hinds





Wakefield Park Raceway

Round 3 : April 16 - 18



ASBK.COM.AU f t i y

DUNLOP SUPERSPORT 300 CHAMPIONSHIP

Practice 2

Date: 16/04/21
 Event: P10
 Weather: Mostly sunny - Temp: 18.0C
 Track: Dry - Temp: 36.3C

Started at: 13:30:04
 Laps: 20 Min
 Starters: 32
 Printed at: 14:00

SPLIT TIMES

Lap	Split 1	Split 2	Split 3	Lap Time	Lap	Split 1	Split 2	Split 3	Lap Time
5	19.535	24.778	24.611	1:08.924	9	18.598	23.892	24.080	1:06.570
6	19.505	25.490	24.966	1:09.961	10	18.739	23.927	24.295	1:06.961
7	19.314	25.437	25.058	1:09.809	11	18.908	24.564	24.142	1:07.614
8	19.248	26.077	1:44.516	2:29.841	12	18.502	24.066	24.994	1:07.562
9	33.513	25.787	25.250	1:24.550 P	13	18.933	25.323	24.697	1:08.953
10	19.105	25.012	1:30.642	2:14.759	14	18.710	24.976	26.470	1:10.156
11	43.554	25.491	25.018	1:34.063 P	15	19.437	26.323	25.623	1:11.383
12	19.028	24.523	24.776	1:08.327	16	19.050	24.214	24.734	1:07.998
13	18.827	24.696	24.607	1:08.130	17	19.198	25.047	24.338	1:08.583
14	18.817	24.886	25.136	1:08.839					
15	20.080	25.350	24.842	1:10.272					
97 Peter NERLICH (VIC) (17th)					121 Reece OUGHTRED (VIC) (5th)				
1	27.303	26.582	25.890	1:19.775 P	1	25.619	26.293	24.791	1:16.703 P
2	19.356	25.066	24.943	1:09.365	2	18.781	25.835	25.097	1:09.713
3	18.875	24.371	24.533	1:07.779	3	18.413	24.462	24.153	1:07.028
4	18.783	24.424	24.523	1:07.730	4	18.400	24.484	24.362	1:07.246
5	18.995	24.593	25.107	1:08.695	5	19.596	25.288	1:03.002	1:47.886
6	18.410	24.148	24.695	1:07.253	6	25.263	24.569	24.212	1:14.044 P
7	18.592	24.364	25.468	1:08.424	7	19.151	26.386	24.734	1:10.271
8	18.845	23.989	24.946	1:07.780	8	18.585	24.538	24.038	1:07.161
9	18.471	24.674	24.774	1:07.919	9	18.464	25.824	24.137	1:08.425
10	20.647	25.881	24.963	1:11.491	10	18.511	24.602	24.038	1:07.151
11	18.683	24.267	24.499	1:07.449	11	18.389	24.345	23.956	1:06.690
12	19.509	25.152	24.910	1:09.571	12	18.168	24.273	23.758	1:06.199
13	18.761	24.099	24.716	1:07.576	181 Liam WATERS (QLD) (23th)				
14	19.176	24.799	24.728	1:08.703	1	25.726	25.437	25.356	1:16.519 P
15	18.812	24.159	24.550	1:07.521	2	19.248	24.974	25.026	1:09.248
16	18.745	24.157	24.446	1:07.348	3	19.011	25.048	24.976	1:09.035
17	19.001	24.097	24.833	1:07.931	4	19.064	25.440	24.979	1:09.483
18	18.913	23.961	24.370	1:07.244	5	19.244	25.258	24.723	1:09.225
99 Jacob HATCH (NSW) (11th)					6	19.418	24.837	25.166	1:09.421
1	30.082	24.990	24.913	1:19.985 P	7	18.957	24.997	24.835	1:08.789
2	19.039	25.215	25.020	1:09.274	8	18.987	24.698	24.680	1:08.365
3	19.337	24.525	24.398	1:08.260	9	19.452	24.598	24.517	1:08.567
4	18.685	24.171	24.266	1:07.122	10	18.884	24.622	24.636	1:08.142
5	18.963	25.010	24.909	1:08.882	11	19.058	25.527	24.785	1:09.370
6	19.218	24.676	25.052	1:08.946	12	19.035	24.957	24.722	1:08.714
7	18.428	23.931	24.437	1:06.796	13	18.974	26.116	25.671	1:10.761
8	18.571	24.328	24.183	1:07.082	14	18.876	24.509	24.457	1:07.842
					15	18.815	24.505	24.503	1:07.823

Scott Laing
 Chief Timekeeper - Scott Laing

Tom Williams
 Race Director - Tom Williams

Paul Hinds
 Clerk of Course - Paul Hinds



www.computime.com.au
 COMPUTIME RACE TIMING SYSTEMS PTY LTD





Wakefield Park Raceway

Round 3 : April 16 - 18



DUNLOP SUPERSPORT 300 CHAMPIONSHIP

Practice 2

Date: 16/04/21
 Event: P10
 Weather: Mostly sunny - Temp: 18.0C
 Track: Dry - Temp: 36.3C

Started at: 13:30:04
 Laps: 20 Min
 Starters: 32
 Printed at: 14:00

SPLIT TIMES

Lap	Split 1	Split 2	Split 3	Lap Time	Lap	Split 1	Split 2	Split 3	Lap Time
222 Lincoln KNIGHT (NSW) (27th)					9	18.670	24.516	1:07.056	1:50.242
1	31.177	26.569	25.655	1:23.401 P	10	30.342	25.327	24.094	1:19.763 P
2	20.524	25.795	25.450	1:11.769	11	18.646	25.224	23.969	1:07.839
3	19.639	25.284	24.942	1:09.865	12	18.535	24.567	24.540	1:07.642
4	19.372	25.285	25.600	1:10.257	13	18.888	24.553	24.137	1:07.578
5	19.832	26.317	24.808	1:10.957	14	18.553	25.296	24.824	1:08.673
6	19.497	25.062	24.788	1:09.347	15	20.526	26.652	26.664	1:13.842
7	19.419	25.395	25.045	1:09.859	16	19.309	25.399	26.169	1:10.877
8	19.498	25.167	24.789	1:09.454	17	19.572	25.572	25.234	1:10.378
9	19.355	24.969	24.995	1:09.319	444 Ryan MOSCARDINI (QLD) (30th)				
10	19.264	25.155	25.208	1:09.627	1	28.578	26.445	25.866	1:20.889 P
11	19.645	25.477	25.347	1:10.469	2	19.873	26.102	25.708	1:11.683
12	19.288	24.999	25.182	1:09.469	3	19.961	25.772	25.588	1:11.321
13	19.725	25.263	25.169	1:10.157	4	19.401	25.779	25.276	1:10.456
14	19.309	25.616	24.815	1:09.740	5	19.692	25.770	25.171	1:10.633
15	19.499	25.729	25.341	1:10.569	6	19.696	25.774	25.321	1:10.791
16	19.924	25.680	24.953	1:10.557	7	19.644	25.483	25.390	1:10.517
355 Laura BROWN (NSW) (16th)					8	19.665	25.433	25.322	1:10.420
1	27.928	25.313	24.445	1:17.686 P	9	19.513	25.313	25.086	1:09.912
2	19.273	24.961	24.316	1:08.550	10	19.460	25.257	25.103	1:09.820
3	18.903	24.971	24.256	1:08.130	11	19.274	25.438	25.352	1:10.064
4	18.652	24.442	24.123	1:07.217	12	19.388	25.391	25.555	1:10.334
5	18.883	26.309	24.847	1:10.039	13	19.622	25.447	25.237	1:10.306
6	19.301	24.337	24.161	1:07.799	14	20.004	25.365	25.118	1:10.487
7	18.642	24.787	24.298	1:07.727					
8	18.738	24.842	24.373	1:07.953					

Scott Lang
 Chief Timekeeper - Scott Lang

Tom Williams
 Race Director - Tom Williams

Paul Hinds
 Clerk of Course - Paul Hinds





Wakefield Park Raceway

Round 3 : April 16 - 18



ASBK.COM.AU f t i y

DUNLOP SUPERSPORT 300 CHAMPIONSHIP

Practice 2

Date: 16/04/21
 Event: P10
 Weather: Mostly sunny - Temp: 18.0C
 Track: Dry - Temp: 36.3C

Started at: 13:30:04
 Laps: 20 Min
 Starters: 32
 Printed at: 14:00

FASTEST LAPS SEQUENCE

Race Time	No	Name	Machine	Fastest Lap	On Lap
1:20.541	45	Jamie PORT (VIC)	Yamaha YZF-R3	1:18.792	1
1:24.687	39	Glenn NELSON (QLD)	Yamaha YZF-R3	1:15.272	1
1:36.372	20	Jonathan NAHLOUS (NSW)	Kawasaki Ninja	1:14.816	1
2:30.168	45	Jamie PORT (VIC)	Yamaha YZF-R3	1:09.627	2
2:38.528	181	Liam WATERS (QLD)	Yamaha YZF-R3	1:09.248	2
2:41.964	3	Cameron DUNKER (NSW)	Yamaha YZF-R3	1:09.149	2
2:43.353	355	Laura BROWN (NSW)	Yamaha YZF-R3	1:08.550	2
2:45.423	47	Zylas BUNTING (NSW)	Kawasaki Ninja	1:08.373	2
2:47.045	16	James JACOBS (NSW)	Kawasaki Ninja	1:07.108	2
2:57.007	78	Caleb GILMORE (MWT)	Yamaha YZF-R3	1:06.463	2
4:57.989	72	Ben BAKER (NSW)	Yamaha YZF-R3	1:06.450	2
5:14.130	22	Zackary JOHNSON (VIC)	Kawasaki Ninja	1:06.397	4
7:26.379	78	Caleb GILMORE (MWT)	Yamaha YZF-R3	1:05.976	6
13:04.454	72	Ben BAKER (NSW)	Yamaha YZF-R3	1:05.375	8

Scott Lang
 Chief Timekeeper - Scott Lang

Tom Williams
 Race Director - Tom Williams

Paul Hinds
 Clerk of Course - Paul Hinds



www.computime.com.au
 COMPUTIME RACE TIMING SYSTEMS PTY LTD





Wakefield Park Raceway

Round 3 : April 16 - 18



ASBK.COM.AU f t i y

DUNLOP SUPERSPORT 300 CHAMPIONSHIP

Practice 2

Date: 16/04/21
 Event: P10
 Weather: Mostly sunny - Temp: 18.0C
 Track: Dry - Temp: 36.3C

Started at: 13:30:04
 Laps: 20 Min
 Starters: 32
 Printed at: 14:00

BEST PARTIAL TIMES

Pos	Split 1		Split 2		Split 3		LAP		Ideal	Fastest
	Name	Time	Name	Time	Name	Time	Name	Time		
1	J. JACOBS	18.083	B. BAKER	23.354	B. BAKER	23.585	B. BAKER	1:05.127	1:05.375	
2	R. OUGHTRED	18.168	B. DEMMERY	23.510	C. GILMORE	23.713	J. JACOBS	1:05.619	1:05.790	
3	B. BAKER	18.188	C. GILMORE	23.656	R. OUGHTRED	23.758	C. GILMORE	1:05.634	1:05.976	
4	J. NAHLOUS	18.212	J. JACOBS	23.707	J. JACOBS	23.829	A. McDONALD	1:06.031	1:06.338	
5	C. GILMORE	18.265	A. McDONALD	23.771	L. QUINN	23.901	Z. JOHNSON	1:06.040	1:06.397	
6	J. FARNSWORTH	18.328	Z. JOHNSON	23.774	J. NAHLOUS	23.912	B. DEMMERY	1:06.051	1:06.180	
7	A. McDONALD	18.332	A. GRENFELL	23.837	Z. JOHNSON	23.920	R. OUGHTRE	1:06.199	1:06.199	
8	Z. JOHNSON	18.346	C. DUNKER	23.864	A. McDONALD	23.928	A. GRENFELL	1:06.204	1:06.314	
9	A. GRENFELL	18.357	J. HATCH	23.892	L. BROWN	23.969	J. NAHLOUS	1:06.287	1:06.641	
10	P. NERLICH	18.410	P. NERLICH	23.961	C. DUNKER	23.972	C. DUNKER	1:06.335	1:06.618	
11	J. HATCH	18.428	G. NELSON	23.984	G. NELSON	23.984	J. HATCH	1:06.400	1:06.570	
12	C. DUNKER	18.499	J. RUSSO	24.009	A. GRENFELL	24.010	J. FARNSWO	1:06.411	1:06.473	
13	J. RUSSO	18.502	L. QUINN	24.023	V. FLEMING	24.021	L. QUINN	1:06.446	1:06.446	
14	B. DEMMERY	18.515	J. FARNSWORTH	24.027	B. DEMMERY	24.026	G. NELSON	1:06.583	1:06.590	
15	L. QUINN	18.522	V. FLEMING	24.145	J. FARNSWORTH	24.056	P. NERLICH	1:06.741	1:07.244	
16	L. BROWN	18.535	J. NAHLOUS	24.163	J. HATCH	24.080	J. RUSSO	1:06.766	1:06.960	
17	G. NELSON	18.615	C. CLEGG	24.207	B. GAWITH	24.156	L. BROWN	1:06.841	1:07.217	
18	J. MARINIELLO	18.646	Z. BUNTING	24.265	Z. BUNTING	24.206	V. FLEMING	1:06.951	1:07.272	
19	Z. BUNTING	18.721	R. OUGHTRED	24.273	C. CLEGG	24.207	Z. BUNTING	1:07.192	1:07.358	
20	H. SNELL	18.732	L. BROWN	24.337	J. RUSSO	24.255	C. CLEGG	1:07.192	1:07.422	
21	C. CLEGG	18.778	B. GAWITH	24.361	J. MARINIELLO	24.291	B. GAWITH	1:07.339	1:07.460	
22	Z. KINNA	18.783	H. SNELL	24.426	P. NERLICH	24.370	J. MARINIELL	1:07.456	1:07.706	
23	V. FLEMING	18.785	L. WATERS	24.505	L. WATERS	24.457	H. SNELL	1:07.663	1:07.913	
24	L. WATERS	18.815	J. MARINIELLO	24.519	H. SNELL	24.505	L. WATERS	1:07.777	1:07.823	
25	T. AKSU	18.817	T. AKSU	24.523	Z. KINNA	24.515	Z. KINNA	1:07.899	1:08.105	
26	B. GAWITH	18.822	Z. KINNA	24.601	T. AKSU	24.607	T. AKSU	1:07.947	1:08.130	
27	J. WOODS	19.025	L. KNIGHT	24.969	L. KNIGHT	24.788	L. KNIGHT	1:09.021	1:09.319	
28	J. PORT	19.247	J. PORT	25.017	J. WOODS	24.901	J. WOODS	1:09.129	1:09.765	
29	L. KNIGHT	19.264	B. ANGELIDIS	25.120	J. PORT	24.954	J. PORT	1:09.218	1:09.332	
30	R. MOSCARDINI	19.274	J. WOODS	25.203	R. MOSCARDINI	25.086	R. MOSCARDI	1:09.617	1:09.820	
31	B. ANGELIDIS	19.675	R. MOSCARDINI	25.257	S. PEZZETTA	25.225	B. ANGELIDIS	1:10.288	1:10.776	
32	S. PEZZETTA	20.165	S. PEZZETTA	26.096	B. ANGELIDIS	25.493	S. PEZZETTA	1:11.486	1:11.486	

Scott Laing
 Chief Timekeeper - Scott Laing

Tom Williams
 Race Director - Tom Williams

Paul Hinds
 Clerk of Course - Paul Hinds



www.computime.com.au
 COMPUTIME RACE TIMING SYSTEMS PTY LTD









Wakefield Park Raceway

Round 3 : April 16 - 18



ASBK.COM.AU    

DUNLOP SUPERSPORT 300 CHAMPIONSHIP


Practice 2

Date: 16/04/21
Event: P10
Weather: Mostly sunny - Temp: 18.0C
Track: Dry - Temp: 36.3C


Started at: 13:30:04
Laps: 20 Min
Starters: 32
Printed at: 14:00

RACE INFORMATION

Time	Description
13:30:04	Event Start
13:37:46	Rider 36 (Angus GRENFELL) BLACK FLAG - NO TRANSPONDER
13:50:05	Chequered Flag
13:54:01	Event Finish



Chief Timekeeper - Scott Laing



Race Director - Tom Williams



Clerk of Course - Paul Hinds



www.computime.com.au
COMPUTIME RACE TIMING SYSTEMS PTY LTD

